



FEMININE

metal cabinet

1. PARTS

NAME	SKETCH	QUANTITY	NAME	SKETCH	QUANTITY
A		1PC	B		1PC
C		1PC	D		1PC
E		1PC	F		1PC
G M6*30		8PCS	H M6*10		1PC

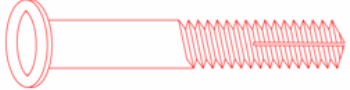
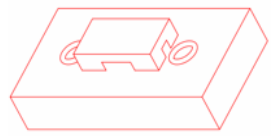


2. INSTURCTION STEPS



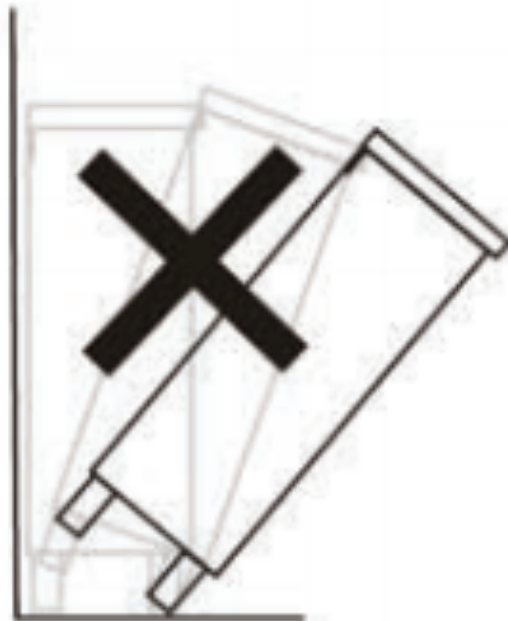
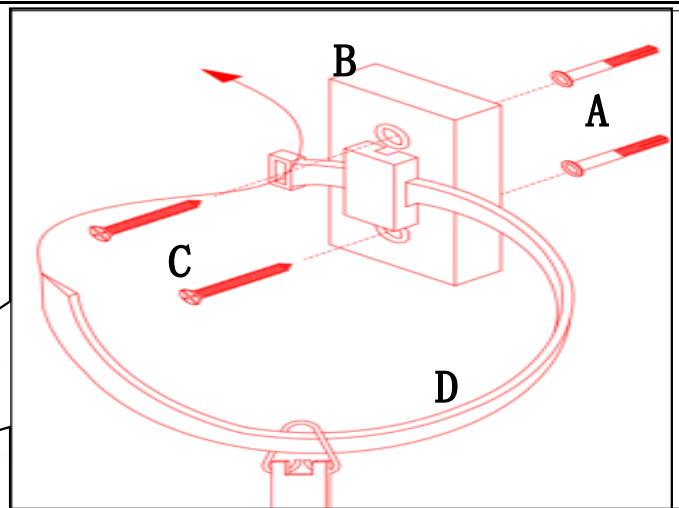


FEMININE

metal cabinet

A		4PCS	B		2PCS
C		4PCS	D		2PCS

2. Instruction



Remark: Above photo for cabinet is for reference only